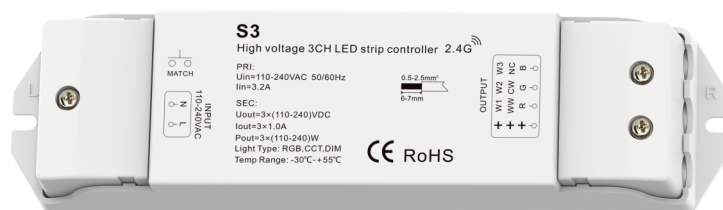


## RGB/CCT/Dimming 3 Channel High Voltage LED Strip Controller

Model No.: S3

3 Channels/Step-less dimming/Wireless remote control/Auto-transmitting/Synchronize



FC CE RoHS emc LVD RED

### Features

- 3 channel high voltage LED strip RF 2.4G controller, can control maximum about 50 meters of high voltage LED strip, different LED strip may have difference.
- Match with Skydance's 2.4G single color, dual color and RGB/RGBW remote control.
- One RF controller accept up to 10 remote control.
- When using with RGB light, built in 10 dynamic mode, include jump or gradual change style.
- Auto-transmitting function: Controller automatically transmit signal to another controller with 30m control distance.
- Synchronize on multiple number of controllers.

### Technical Parameters

Input and Output	
Input voltage	110-240VAC
Input current	3.2A
Output voltage	3 x (110-240)VDC
Output current	3CH, 1A/CH
Output power	3 x (110-240)W

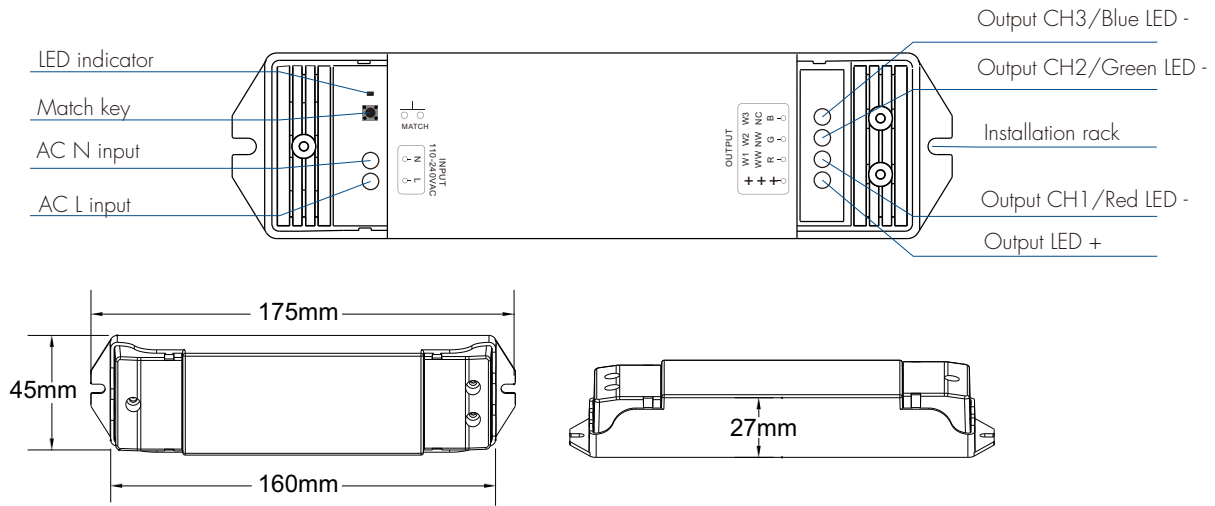
Dimming data	
Input signal	RF 2.4GHz
Control distance	30m
Dimming level	4096 levels
Dimming range	0-100%
Dimming curve	Logarithmic
PWM Frequency	2KHz

Safety and EMC	
EMC standard (EMC)	EN301 489, EN 62479
Safety standard(LVD)	EN60950
Radio Equipment(RED)	EN300 328
Certification	CE, EMC, LVD, RED

Environment	
Operation temperature	Ta: -30 °C ~ +55 °C
Case temperature (Max.)	Tc: +85 °C
IP rating	IP20

Warranty and Protection	
Warranty	5 years

## Mechanical Structures and Installations

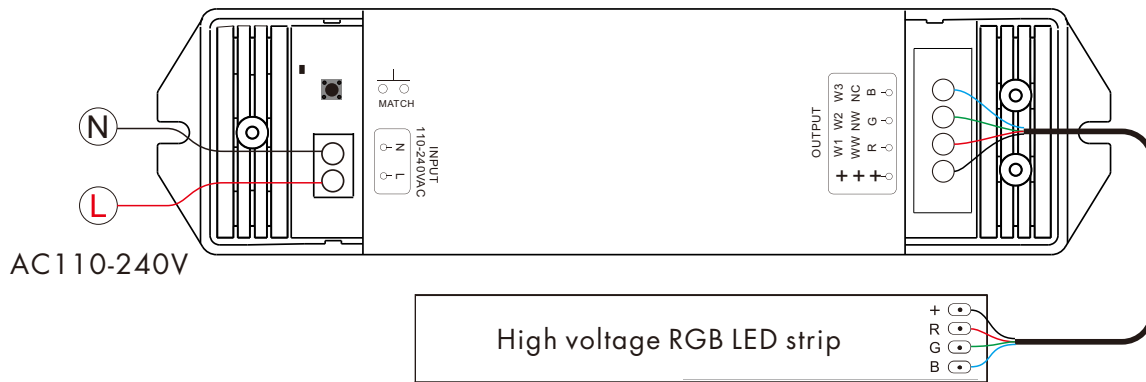


## Wiring Diagram

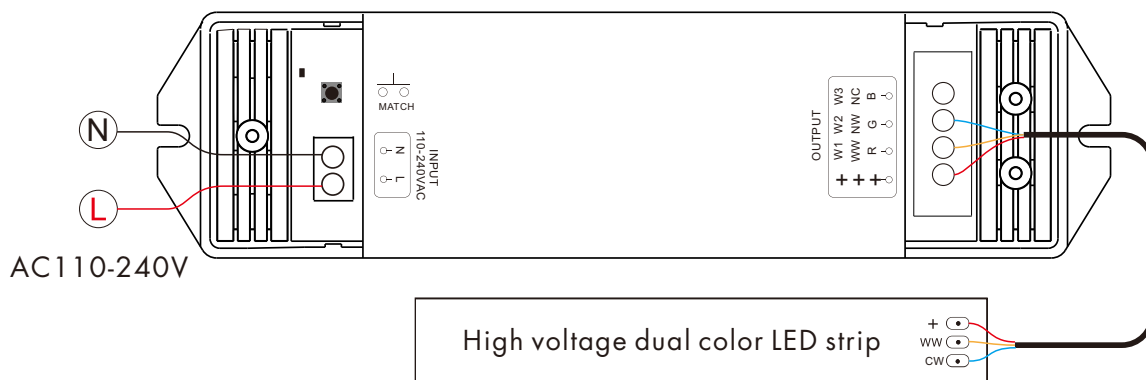
### Caution:

This controller apply for high voltage LED strip, please carefully ensure all wire connections and polarities are correct and secure before applying power, otherwise this controller or high voltage LED strip will be damaged.

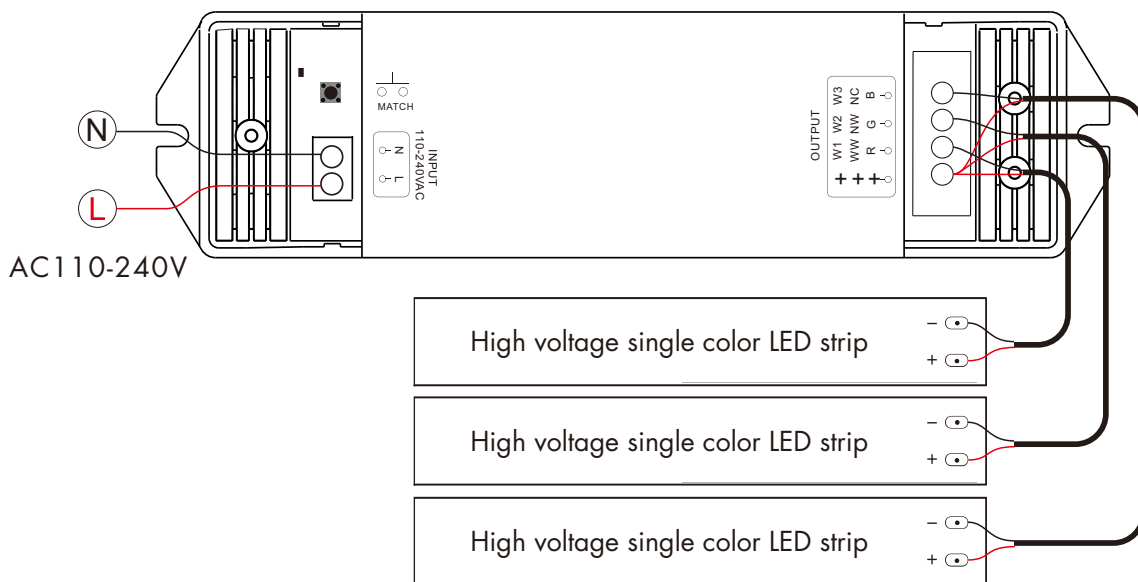
- S3 connect with RGB LED strip



- S3 connect with dual color LED strip



- S3 connect with single color LED strip



## Match Remote Control (two match ways)

End user can choose the suitable match/delete ways. Two options are offered for selection:

### Use the controller's Match key

Match:

Short press match key, immediately press on/off key (single zone remote) or zone key (multiple zone remote) of the remote.

Delete:

Press and hold match key for 5s to delete all match, The light blinks 5 times means all matched remotes were deleted.

### Use Power Restart

Match:

Switch off the power, then switch on power again, immediately short press on/off key (single zone remote) or zone key (multiple zone remote) 3 times on the remote. The light blinks 3 times means match is successful.

Delete:

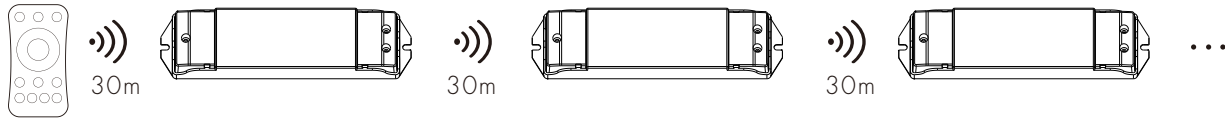
Switch off the power, then switch on power again, immediately short press on/off key (single zone remote) or zone key (multiple zone remote) 5 times on the remote. The light blinks 5 times means all matched remotes were deleted.

## RGB dynamic mode list

No.	Name	No.	Name
1	RGB jump	6	RGB fade in and out
2	RGB smooth	7	Red fade in and out
3	6 color jump	8	Green fade in and out
4	6 color smooth	9	Blue fade in and out
5	Yellow cyan purple smooth	10	White fade in and out

## Application notes

1. All the receivers in the same zone.



RF remote

**Auto-transmitting:** One receiver can transmit the signals from the remote to another receiver within 30m, as long as there is a receiver within 30m, the remote control distance can be limitless.

**Auto-synchronization:** Multiple receivers within 30m distance can work synchronously when they are controlled by the same remote, under same dynamic mode and with same speed.

Receiver placement may offer up to 30m communication distance. Metals and other metal materials will reduce the range. Strong signal sources such as WiFi routers and microwave ovens will affect the range.

We recommend for indoor applications that receiver placements should be no further apart than 1.5m.

2. Each receiver(one or more) in a different zone, like zone 1, 2, 3 or 4.



## Dual color control

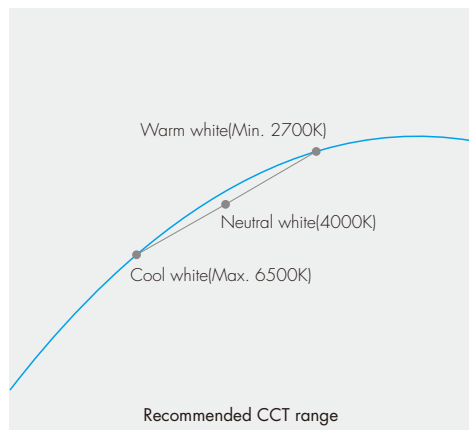
CH1=Warm white LED

CH2=Cool white LED

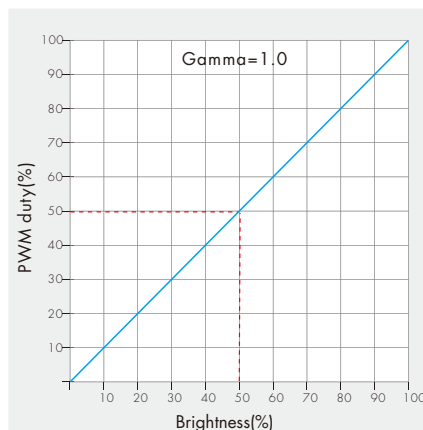
Each channel can supply up to 240W@240VAC and white balance can be controlled as such:

Color temperature	Cool white	Neutral white	Warm white
Power distribution	CH1=0W,CH2=240W	CH1=120W,CH2=120W	CH1=240W,CH2=0W

Linear dual color tuning



Dimming curve for CCT



Dimming curve for RGB/DIM

